

CHARGER
BOATS

Put In With The Best.

573-765-3265

Box 709, Richland, Missouri 65556

Fish our website for more details:

www.chargerboats.com

YOUR AUTHORIZED CHARGER BOATS DEALER:

MERCURY
#1 On The Water

CHARGER
BOATS

You'll Like What You See.

000

CHARGER
BOATS
Put In With The Best.

The Best Keeps Getting Better.



Charger 596

SUV 190



Charger 496



For more than 30 years, Charger has built some of the most durable, fishable boats on the water. But we're always looking ahead for new ways to build the best boat for you.

That's why we've added scores of design, performance and comfort features to our new lineup of Charger boats, including all-composite construction, modern instrumentation, updated graphics, redesigned seating, and more. Best of all, we put that three decades of experience, refinement and innovation into every Charger boat.

Whether you're a seasoned tournament professional or a "rookie" weekend angler, we build boats that give you a distinct advantage when you're driving down the lake, taming a big river, or trolling the back of a reclusive cove. You'll feel confidence in your Charger every time you hit rough water, make a fast run back to weigh-in, or land the first keeper of the day.

If you're looking for your next boat, it's time you put in with the best: Charger Boats. Because the best just keeps getting better.



Charger 375
Fish & Ski



Charger 296



Charger 186



Charger 176



Charger 396

MERCURY
#1 On The Water




Always Take the Advantage.




A lot of boats look good in a brochure. Most of them even look good on a trailer. At Charger Boats, we've always believed it's the details that make the difference in building a great boat. We call that difference the Charger Advantage.

Take a closer look at some of the features that make up the Charger Advantage, throughout this brochure. We think you'll like what you see, inside and out.

100% Composite Construction
All-composite construction means no wood and no worries. Our four-inch thick transom is the toughest in the industry.



**Triple-Step Hull/
Built-In Jack Plate**
Provides higher speeds and precise handling without the addition of an aftermarket jack plate.




ProAir® Livewell Cooling System
Our optional patented systems uses the ice chest to cool the livewells and keep your catch healthy. The livewell interiors are painted black to reduce stress on the fish.



Look for New Boats, New Improvements and Charger Advantage Features throughout this catalog.



We're making a splash with scores of NEW performance and convenience features.



Big. Fast. Easy.



When they see you coming in a Charger 596, they'll know you've arrived.

Everyone will know you want the best. They'll know you don't compromise. Because you'll be driving the most serious fishing machine on the water, with wide decks, tons of storage, space to move, and room to stretch. Choose any V-6 motor you want; at nearly 22 feet in length, the 596 is built to take it with all-composite construction and a four-inch thick transom. Stow all the gear you'll ever need; the 596 can handle it with 10 spacious storage compartments, including an ice chest.

Unlike other big boats, Charger's unique sloped front deck and gunnel design gives you a great view of what's ahead when the Triple-Step Hull puts you on plane. So, you'll always know when you're the first one to your favorite fishing hole.

When it's time for a big boat, make our flagship your flagship. The Charger 596. It's ready when you are.

CHARGER 596 | SPECIFICATIONS

Overall Length:	21'9"
Beam:	96"
Weight:	1800 lbs.
Max H.P.:	Any V-6
Molded Depth:	41"
Max Person/Capacity:	6/900 lbs.
Max Weight Capacity:	1500 lbs.
Gas Tank:	53 gal.
Storage Compartments:	12

596 Available in dual console models only.

Console
Console command center with full instrumentation even has built-in room for your electronics.



CHARGER 596 FEATURES

See Features & Options Chart for a complete list of standard features and options.

- Bow panel with trim switch and courtesy light switch
- Built-in pork chunk/lure tray
- Exclusive Lean/Butt Seat
- Rod strap
- Dual oversized rod lockers
- Tackle tray system
- Lockable storage compartments w/power assist aluminum lids
- Rod rack
- Passenger side glove box (dual console only)
- Footrest under consoles
- 20-ounce carpeting
- Console courtesy lights
- Console w/full instrumentation, built-in space for electronics
- Lowrance X-52 depth finder w/surface temp.
- Passenger side rod ramp w/bungee rod strap
- Wrap-around couch lumbar support seating
- Ice chest
- Chrome deck vents
- Dual independent aerated livewells, recirculating Charge-air system w/pumpout, livewell lights, remote drains
- Dual Pro battery charger
- Easy access split engine compartment lids
- Built-in jack plate
- 4" thick transom



CD-40 Tube Construction Tandem Axle Trailer w/Deluxe Package


Custom Paint & Pinstriping, Center Mount Jack, Disc Brakes on One Axle, Double Carpeted Bunks, Fender Well Covers, Aluminum Diamond Plate Step Pads, Lighted Charger Cut Out, Recessed Tail Lights, Outlined White Letter Radials on Aluminum Mag Wheels, Spare Tire Carrier w/Spare Tire, Retractable Tie Downs, XLT Winch, Backup Lights, Oil Bath Hubs, L.E.D. Lighting

BOAT LENGTHS ON TRAILER

	596
Full Length:	26' 6"
Swing Away Tongue:	23' 10"



LIMITED LIFETIME HULL WARRANTY
We build our hulls to last—and we'll back it up. (See your local dealer for more information.)



Rod Box
We feature full length Rod Boxes in all Charger Boats.



L.E.D. Courtesy Lights
You'll see better with our NEW durable and bright L.E.D. lights.



Lean/Butt Seat
You'll like the NEW design of our dual seat made for leaning on one side and sitting on the other.



Tested Tournament Tough.



Rod Straps
NEW heavy duty Rod Straps keep your rods in the right place.

If you've ever taken a close look at a Charger 496, you'll see why it's our most popular tournament boat. Because the 496 was designed by serious fishermen, for serious fishermen.

Want power & speed? No problem. Like its bigger brother, the 496 is rated for any V-6 outboard. Need space & storage? The 95-inch beam and 10 storage compartments give you room to spare. Want convenience? Standard features like new L.E.D. courtesy lights, stainless steel fold-down cleats and our exclusive built-in pork chunk tray let you concentrate on catching fish.

When the competition gets tough, go with a proven winner: The Charger 496.

CHARGER 496 | SPECIFICATIONS

Overall Length:	20'6"
Beam:	95"
Weight:	1650 lbs.
Max H.P.:	Any V-6
Molded Depth:	41"
Max Person/Capacity:	6/900 lbs.
Max Weight Capacity:	1500 lbs.
Gas Tank:	44 gal.
Storage Compartments:	12

496 Available in dual console models only.



CD-34 Tube Construction Tandem Axle Trailer w/Deluxe Package

Custom Paint & Pinstriping, Center Mount Jack, Disc Brakes on One Axle, Double Carpeted Bunks, Fender Well Covers, Aluminum Diamond Plate Step Pads, Lighted Charger Cut Out, Recessed Tail Lights, Outlined White Letter Radials on Aluminum Mag Wheels, Spare Tire Carrier w/Spare Tire, Retractable Tie Downs, XLT Winch, Backup Lights, Oil Bath Hubs, L.E.D. Lighting

BOAT LENGTHS ON TRAILER

	496
Full Length:	25' 3"
Swing Away Tongue:	22' 9"



Photos may show optional equipment. Specifications and features subject to change without notice.

CHARGER 496 FEATURES

See Features & Options Chart for a complete list of standard features and options.

- Bow panel with trim switch and courtesy light switch
- Built-in pork chunk/lure tray
- Exclusive Lean/Butt Seat
- L.E.D. courtesy lights (4)
- Rod strap
- Dual oversized rod lockers
- Tackle tray system
- Lockable storage compartments w/power assist aluminum lids
- Rod rack
- Passenger side glove box (dual console only)
- Footrest under consoles
- 20-ounce carpeting
- Console courtesy lights
- Console w/full instrumentation, built-in space for electronics
- Lowrance X-52 depth finder w/surface temp.
- Passenger side rod ramp w/bungee rod strap
- Wrap-around couch lumbar support seating
- Ice chest
- Chrome deck vents
- Dual independent aerated livewells, recirculating Charge-air system w/pumpout, livewell lights, remote drains
- Dual Pro battery charger
- Easy access split engine compartment lids
- Built-in jack plate
- 4" thick transom



Recessed Trolling Motor
Out of the way so you don't stumble or get caught when fishing



Divided Engine Compartment Storage
Divided engine compartment storage trays help keep tools and gear safe and secure.



Pop-Up Cleats
Cleats stay out of the way when not in use so your line doesn't get caught when fishing.



Tackle Organizer
Built-in tackle tray keeps 5 Plano® Lure boxes neatly stored for when you're ready to lure in the big one.



LIMITED LIFETIME HULL WARRANTY
We build our hulls to last—and we'll back it up. (See your local dealer for more information.)

A Dream Come True.



Passenger Console

Add protection from the wind and elements for your partner as well as safe storage space with a lockable glove box.



At Charger, two things are always on our minds: Boats & fishing. Sound familiar?

Imagine this: A versatile boat that's just under 20 feet long but with a wide beam of over 95 inches. It runs great with a 200 horsepower motor, but can handle a 225. It has everything you expect in a top of the line bass boat...and more, could that be your perfect boat?

That's why we designed and built the new Charger 396.

The 396 has all the features a fisherman needs, like raised forward & rear casting decks, a standard Lowrance X-52 Depthfinder w/surface temperature and our Recirculating Charge-Air Livewell system. Sea Star hydraulic steering and the Triple-Step hull provide unbelievable handling and performance. You'll even feel good towing it with the fully-rigged standard tandem axle trailer.

So, just imagine yourself in a new Charger 396. Then stop dreaming. We built one just for you.

CHARGER 396 | SPECIFICATIONS

Overall Length:	19'9"
Beam:	95.5"
Weight:	1600 lbs.
Max H.P.:	225
Molded Depth:	41"
Max Person/Capacity:	5/650 lbs.
Max Weight Capacity:	1300 lbs.
Gas Tank:	44 gal.
Storage Compartments:	12

396 Available in dual console models only.



CD-34 Tube Construction Tandem Axle Trailer w/Deluxe Package

Custom Paint & Pinstriping, Center Mount Jack, Disc Brakes on One Axle, Double Carpeted Bunks, Fender Well Covers, Aluminum Diamond Plate Step Pads, Lighted Charger Cut Out, Recessed Tail Lights, Outlined White Letter Radials on Aluminum Mag Wheels, Spare Tire Carrier w/Spare Tire, Retractable Tie Downs, XLT Winch, Backup Lights, Oil Bath Hubs, L.E.D. Lighting

BOAT LENGTHS ON TRAILER

	396
Full Length:	24' 6"
Swing Away Tongue:	21' 10"



CHARGER 396 FEATURES

See Features & Options Chart for a complete list of standard features and options.

- Bow panel with trim switch and courtesy light switch
- Built-in pork chunk/lure tray
- Exclusive Lean/Butt Seat
- L.E.D. courtesy lights
- Lockable storage compartments w/power assist aluminum lids
- Dual oversized rod lockers
- 20-ounce carpeting
- Drink holders
- Passenger side glove box (dual console only)
- Console w/full instrumentation
- Passenger side rod ramp
- Lumbar support wrap-around seating
- Ice chest
- Chrome deck vents
- Recirculating Charge-air system w/pumpout, livewell lights, remote drains
- Easy access split engine compartment lids
- Dual Pro 2-bank battery charger
- Built-in jack plate
- 4" thick transom

Photos may show optional equipment. Specifications and features subject to change without notice.



Grab Handle
NEW stainless steel grab handle adds security to your ride.



Cockpit Seating
NEW designs in seating and upholstery provide comfort, stability and style.



LIMITED LIFETIME HULL WARRANTY
We build our hulls to last—and we'll back it up. (See your local dealer for more information.)

Get the Most out of Your Boat.



Family. Friends. Fishing. Fun. No one feels left out when you choose a Charger Fish & Ski.

The whole family can enjoy a day on the lake skiing, cruising or wakeboarding, thanks to the built-in ice chest, ski locker, adjustable Captain's chairs and front snap-in seating. The Triple-Step hull provides great handling and performance whether you're running a slalom or making a run to your favorite fishing spot.

When it comes to fishing, it's all Charger with two independent aerated livewells, raised front and rear casting decks, large rod locker, optional trolling motor and plenty of space to store your gear.

You can outfit your 375 or 475 anyway you like with a long list of skiing and fishing options, so pick your pleasure. We'll build a Charger Fish & Ski that's just right for you.

In-Floor Ski Storage
Extra large in-floor storage keeps expensive ski equipment safe.

CHARGER FISH & SKI SPECIFICATIONS

	375	475
Overall Length:	19'4"	20'11"
Beam:	93"	92"
Weight:	1550 lbs.	1800 lbs.
Max H.P.:	200	Unlimited V-6
Molded Depth:	39"	40"
Max Person/Capacity:	5/750 lbs.	6/900 lbs.
Max Weight Capacity:	1350 lbs.	1550 lbs.
Gas Tank:	40 gal.	40 gal.
Storage Compartments:	9	9


375 Available in dual console models only.



SP-28 Tube Construction Tandem Axle Trailer w/Deluxe Package
Custom Paint & Pinstriping, Center Mount Jack, Double Carpeted Bunks, Fender Well Covers, Aluminum Diamond Plate Step Pads, Lighted Charger Cut Out, Recessed Tail Lights, Spare Tire Carrier, Oil Bath Hubs, L.E.D. Lighting

BOAT LENGTHS ON TRAILER

	375	475
Full Length:	23' 11"	25' 8"
Swing Away Tongue:	21' 5"	23'



CHARGER F&S FEATURES

See Features & Options Chart for a complete list of standard features and options.

- 1 Bow panel with trim switch and courtesy light switch
- 2 Pedestal fishing seat
- 3 Raised front and rear casting decks
- 4 Snap-on front bow cushions
- 5 Dual independent aerated livewells
- 6 20-ounce carpeting
- 7 Console courtesy lights
- 8 Contoured hardframe walk-thru windshield
- 9 Passenger side glove box (Dual console only)
- 10 Map pouch
- 11 Console w/full instrumentation
- 12 Footrest under consoles
- 13 Competition style steering wheel
- 14 Ski locker
- 15 2 adjustable captains chairs
- 16 Ice chest
- 17 Couch lumbar support seating
- 18 Oversized rod locker w/power assist aluminum lids
- 19 Lockable storage compartments
- 20 Side storage
- 21 4" thick transom
- 22 Boarding ladder
- 23 Stereo CD w/2 Speakers
- 24 Lowrance X-52 depth finder

Photos may show optional equipment. Specifications and features subject to change without notice.

LIMITED LIFETIME HULL WARRANTY
We build our hulls to last—and we'll back it up. (See your local dealer for more information.)



Ski Tow Bar
Let the fun begin with this optional ski tow bar...tubing, skiing, wake boarding...whatever your heart desires.



Transom Tougher
NEW Transom Tougher mounting plate reinforces the transom.



It's Just Right.



Not too big. Not too small. Whatever your needs, the Charger 296 may be the right boat for you.

The 296 includes all the features you expect in a premium, high performance fishing boat: Dual independent livewells, oversized rod lockers, seven storage compartments, and much more. At more than 19 feet, the 296 can handle big water without taking up too much space in your slip, or your garage. Rated for up to 200 horsepower, the Triple-Step Hull provides incredible speed and handling with a smooth, comfortable ride.

Big boat features and performance in a size that's just right for you. The Charger 296 could be your first, next, or last boat.

CHARGER 296 | SPECIFICATIONS

Overall Length:	19'3"
Beam:	94"
Weight:	1500 lbs.
Max H.P.:	200
Molded Depth:	41"
Max Person/Capacity:	6/900 lbs.
Max Weight Capacity:	1400 lbs.
Gas Tank:	44 gal.
Storage Compartments:	9 +2

296 Available in single and dual console models.



Fish Finder
Choose from a wide range of bow and console fish finders.



CD-28 Tube Construction Tandem Axle Trailer w/Deluxe Package

Custom Paint & Pinstriping, Center Mount Jack, Disc Brakes on One Axle, Double Carpeted Bunks, Fender Well Covers, Aluminum Diamond Plate Step Pads, Lighted Charger Cut Out, Recessed Tail Lights, Outlined White Letter Radials on Aluminum Mag Wheels, Spare Tire Carrier w/Spare Tire, Retractable Tie Downs, XLT Winch, Backup Lights, Oil Bath Hubs, L.E.D. Lighting

BOAT LENGTHS ON TRAILER

	296
Full Length:	24' 2"
Swing Away Tongue:	21' 4"



CHARGER 296 FEATURES

See Features & Options Chart for a complete list of standard features and options.

- 1 Bow panel with trim switch and courtesy light switch
- 2 Built-in pork chunk/lure tray
- 3 Exclusive Lean/Butt Seat
- 4 Dual oversized rod lockers
- 5 Lockable storage compartments w/power assist aluminum lids
- 6 Passenger side glove box (dual console boats)
- 7 Footrest under consoles
- 8 20-ounce carpeting
- 9 Console courtesy light
- 10 Competition-style steering wheel
- 11 Console w/full instrumentation, built-in space for your electronics
- 12 Drink holder
- 13 Passenger side rod ramp with bungee strap
- 14 Wrap-around couch lumbar support seating
- 15 Ice chest
- 16 Chrome deck vents
- 17 Recirculating Charge-air system w/pumpout, remote drains
- 18 Easy access split engine compartment lids
- 19 Built-in jack plate
- 20 4" thick transom
- 21 Optional front livewell

Photos may show optional equipment. Specifications and features subject to change without notice.



Tackle Organizer
Tackle tray system holds 5 Plano® lure boxes.



Footrest
NEW driver and passenger footrest add comfort to your ride.



Pop-Up Cleats
Cleats stay out of the way when not in use so your line doesn't get caught when fishing.



Do It All.



Find that elusive largemouth. Fill your limit of walleye. Fish big water for lake trout or stripers. Whenever you want, wherever you go, the Charger SUV (Species Unlimited-V) does it all.

At nearly 21 feet, the Charger 210 SUV is built to handle almost any weather condition. You can also choose the smaller, but no less rugged, 190 SUV. Both models feature a Deep-V design and our exclusive, 100% Composite Hull, providing an unrivaled blend of stability, speed and performance.

Your SUV is always ready to fish with oversized rod lockers, aerated livewell/baitwell & bucket, an insulated 50 gallon fish box, integrated tackle storage system, and much, much more. The moveable and removable Captain's chairs allow you to set up your boat for any situation, even cruising or skiing!

Confidence. Comfort. Convenience. When you own a Charger SUV, you always have the right boat for a great day of fishing.

CHARGER SUV SPECIFICATIONS

	SUV 190	SUV 210
Overall Length:	19'4"	20'10"
Beam:	95"	94"
Weight:	1800 lbs.	1900 lbs.
Max H.P.:	200	Any V-6
Molded Depth:	43"	43"
Interior Depth:	23"	23.5"
Transom:	25"	25"
Max Person/Capacity:	6/800 lbs.	6/800 lbs.
Max Weight Capacity:	1700 lbs.	1900 lbs.
Gas Tank:	50 gal.	50 gal.
Storage Compartments:	6	9

SUV 210 and SUV 190 available in single console, dual console (standard), walk-thru windshield and center console models.



SP-34 Tube Construction Tandem Axle Trailer

Custom Paint & Pinstriping, Swing Away Jack, Disc Brakes, Double Carpeted Bunks, Aluminum Diamond Plate Step Pads, Recessed Tail Lights, Blackwall Radials on Chrome Wheels, Spare Tire Carrier, Carpeted Fender Well Covers, Oil Bath Hubs, L.E.D. Lighting

BOAT LENGTHS ON TRAILER

	SUV 190	SUV 210
Full Length:	24'3"	26'1"
Straight Tongue:	21'7"	22'11"



Photos may show optional equipment. Specifications and features subject to change without notice.


CHARGER SUV FEATURES

See Features & Options Chart for a complete list of standard features and options.

- 1 Primary bow panel pre-wired for your accessories
- 2 Secondary bow panel w/light and trim switches
- 3 Bow drain
- 4 Removable swivel seats w/6 seat bases
- 5 L.E.D. lights throughout
- 6 Oversized rod locker
- 7 Plano tackle storage system
- 8 Forward aerated livewell
- 9 Side storage
- 10 Pop-up cleats (4)
- 11 Ice chest
- 12 20-ounce carpeting
- 13 Command center with full instrumentation
- 14 Area for mounting electronics
- 15 Adjustable driver's seat
- 16 Passenger side glove box (Dual console)
- 17 Insulated 34-inch, 25-gal. aerated livewell
- 18 Aerated livewell w/8 gal. bait bucket
- 19 Easy access valve/pump compartment
- 20 Built-in, two-bank battery charger
- 21 Space aft for downriggers and electronics
- 22 Room for kicker motor or trolling motor
- 23 3 1/2" thick transom
- 24 Tall 25" splashwell for back trolling



Center Rod Locker
Huge center rod locker with rod organizer holds up to 10 eight-foot rods, with room to spare for extra tackle.



Fish Box
Insulated 50-inch, 36-gallon fish box can be used to ice down fish, or as a third livewell with optional aeration.



Aerated Livewell/Baitwell
34-inch, 25-gallon livewell/baitwell with bucket has it all—pump-out, two fill pumps, recirculation, remote drain, and auto aeration timer. (210)

Everything You Need.



When someone sees the new Charger 186, they often say "That's a pretty big boat."

Utilizing experience, trial & error, and a few design "secrets," our builders have spent years perfecting the right look for the 186. Best of all, form follows function. The Charger 186 is a tournament-ready, high performance fishing machine with all the construction features of our larger models, including 100% Composite Construction, four-inch thick transom and the Triple-Step Hull rated for 175 horsepower. You'll also find full instrumentation, two full-length rod lockers, dual independent livewells, and an incredible seven storage compartments.

For once, looks aren't deceiving. The Charger 186 is all you see, all you need, and more.

CHARGER 186 | SPECIFICATIONS

Overall Length:	18'6"
Beam:	93"
Weight:	1300 lbs.
Max H.P.:	175
Molded Depth:	41"
Max Person/Capacity:	5/825 lbs.
Max Weight Capacity:	1300 lbs.
Gas Tank:	30 gal.
Storage Compartments:	10

186 Available in dual console only.

Independent Livewells
Dual independent livewells feature our unique Charge-Air recirculating system, pump-out and time delay.



Seventeen

CHARGER 186 FEATURES

See Features & Options Chart for a complete list of standard features and options.

- Bow panel with trim switch and courtesy light switch
- Built-in pork chunk/lure tray
- Exclusive Lean/Butt Seat
- 6 courtesy lights
- Lockable storage compartments w/power assist aluminum lids
- Dual oversized rod lockers
- 20-ounce carpeting
- Drink holders
- Passenger side glove box
- Console w/full instrumentation
- Passenger side rod ramp
- Lumbar support wrap-around seating
- Ice chest
- Chrome deck vents
- Dual independent aerated livewells
- Easy access split engine compartment lids
- Dual Pro 2-bank battery charger
- Built-in jack plate
- 4" thick transom
- Optional front livewell

Photos may show optional equipment. Specifications and features subject to change without notice.



SP-28 Tube Construction Trailer

Swing Away Jack, Single Carpeted Bunks, Side Guides, Spare Tire Carrier, Fender Wheel Covers, Aluminum Diamond Plate Step Pads, Recessed Tail Lights, Blackwall Radials on Chrome Wheels, Oil Bath Hubs, L.E.D. Lighting

BOAT LENGTHS ON TRAILER

	186
Full Length:	22' 11"
Swing Away Tongue:	20' 6"

LIMITED LIFETIME HULL WARRANTY
We build our hulls to last—and we'll back it up. (See your local dealer for more information.)



Fish Finder
Standard in-dash fish finders



Pop-Up Cleats
Cleats stay out of the way when not in use so your line doesn't get caught when fishing.



Tackle Organizer
We feature built-in Plano® tackle systems.

MERCURY
1 On The Water

Exceeding Your Expectations.



Some boat manufacturers offer a "cheap" entry level boat. You often see those boats advertised for a low price, or for low payments.

At Charger, we don't do "cheap." We do "affordable performance."

At more than 17 feet, the Charger 176 is a mid-size premium bass boat. There are no compromises. Just like its big brothers, the 176 includes a four-inch thick transom, 100% Composite Construction and dual aerated livewells. You'll also enjoy features like a standard Lowrance X-52 depthfinder with surface temp. power assist door openers, built-in rod straps, and raised front and rear casting decks. It even includes six separate storage compartments and a built-in ice chest!

Even if it's your first boat, you're still stepping up when you own a Charger 176. Don't settle for less.

CHARGER 176 | SPECIFICATIONS

Overall Length:	17'8"
Beam:	85"
Weight:	1150 lbs.
Max H.P.:	150
Molded Depth:	41"
Max Person/Capacity:	4/550 lbs.
Max Weight Capacity:	1200 lbs.
Gas Tank:	30 gal.
Storage Compartments:	9

176 Available in dual console and single console models.



Rod Box
We feature full length Rod Boxes on all Charger boats.



SP-23 Tube Construction Trailer

Swing Away Jack, Single Carpeted Bunks, Side Guides, Spare Tire Carrier, Fender Wheel Covers, Aluminum Diamond Plate Step Pads, Recessed Tail Lights, Blackwall Radials on Chrome Wheels, Oil Bath Hubs, L.E.D. Lighting

BOAT LENGTHS ON TRAILER

	176
Full Length:	22' 1"
Swing Away Tongue:	19' 8"



Photos may show optional equipment. Specifications and features subject to change without notice.

CHARGER 176 FEATURES

See Features & Options Chart for a complete list of standard features and options.

- 1 Bow panel with trim switch and courtesy light switch
- 2 Exclusive Lean/Butt Seat
- 3 6 courtesy lights
- 4 Lockable storage compartments w/power assist aluminum lids
- 5 Dual oversized rod lockers
- 6 20-ounce carpeting
- 7 Drink holders
- 8 Console w/full instrumentation
- 9 Passenger side rod ramp
- 10 Lumbar support wrap-around seating
- 11 Ice chest
- 12 Chrome deck vents
- 13 Recirculating Charge-air system w/pumpout, remote drains
- 14 Easy access split engine compartment lids
- 15 Dual Pro 2-bank battery charger
- 16 Built-in jack plate
- 17 4" thick transom



Passenger Side Rod Organizer
Keep rods at arm's length and ready for action with built-in rod organizer.



Divided Engine Compartment Storage
Divided engine compartment storage trays help keep tools and gear safe and secure.



L.E.D. Courtesy Lights
NEW durable and bright L.E.D. courtesy lights.



Cockpit Seating
NEW designs in seating and upholstery produce comfort and stability.



LIMITED LIFETIME HULL WARRANTY
We build our hulls to last—and we'll back it up. (See your local dealer for more information.)



HULL AND DECK COLORS

White and Black Gel Coats also available.
Hologram effect can be added to all Poliflake colors.

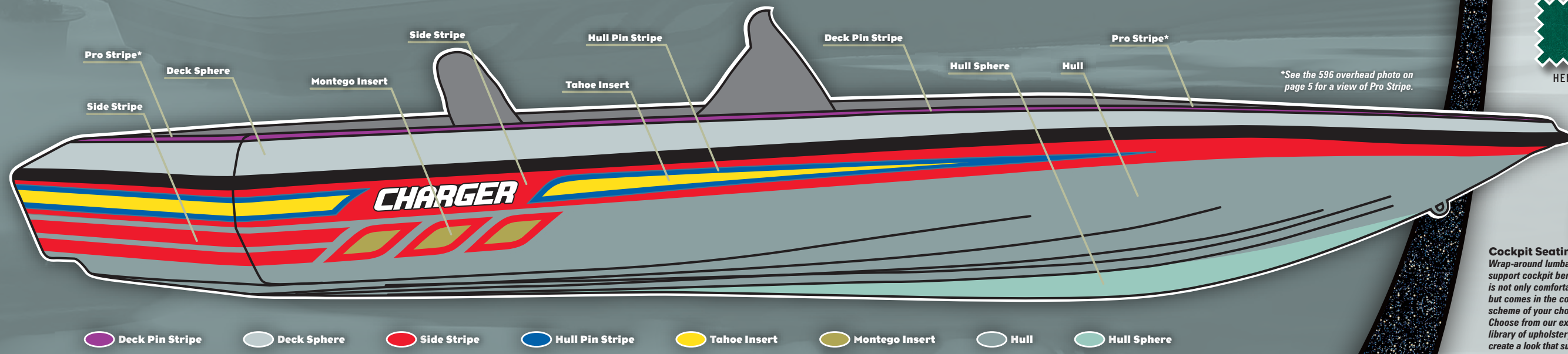
LT. GREY GEL COAT	BEIGE GEL COAT	TAN GEL COAT	LIGHT GOLD	BLACK FOX	ROYAL BLUE	RASPBERRY 1% HOLOGRAM
PEWTER	REGAL FOX	EMERALD	DARK EMERALD	RED ALPHA	BLACK GALAXY	BLACK FOX 30% BLUE
SILVERMIST	MIDNIGHT BURGUNDY W/2% SILVER	SILVER	RED GEL COAT	PLATINUM	SAND	PURPLE
GUNMETAL	NUTMEG	RED	RASPBERRY	CANDY APPLE	CANDY APPLE SLATE	NAVY

CARPET COLORS

ASH	LIGHT GRAY	SAGE	DARK GREEN	MICA MIST	RED	WINE	BLUE

UPHOLSTERY COLORS


MARBLE	MOONBEAM	CHARCOAL	GRAYSTONE	WINE	BLACK	DARK BLUE
LIGHT BLUE	NEUTRAL	TAN MOCHA	CHAMPAGNE	RED	PUMICE	FOREST GREEN
HEMLOCK	COPPER	TOPAZ	BRANDY	ALLOY	CANDY RED	NAVY



*See the 596 overhead photo on page 5 for a view of Pro Stripe.



- #1 Base Color
- #2 Stripes
- #3 Boxing
- #4 Piping




Cockpit Seating
Wrap-around lumbar support cockpit bench is not only comfortable but comes in the color scheme of your choice. Choose from our extensive library of upholstery colors to create a look that suits your individuality.

Join the Charger Family.



Each year, hundreds of proud Charger owners compete in the Charger Owner's Tournament, one of the largest bass tournaments in the Midwest. But it's more than just a tournament, it's a family reunion. With Charger, you're not just getting a great boat, you're joining a family.



In order to help you feel like part of the family you'll receive 2 FREE Charger jackets and hats with the purchase of any New Charger Boat.

For more information about the Charger Owner's Tournament call 573-765-3265 or visit our website at www.chargerboats.com.

Show your pride in owning a Charger boat by ordering your Charger hats, shirts and gear online at www.chargerboats.com.



Hats



Hoodies



Jackets



Insulated Mug



Hand Bags



T-Shirts



Mouse Pad



Box 709, Richland, Missouri 65556 · 573-765-3265



CHARGER
BOATS

Hwy 7 N,
Richland, MO 65556

(573) 765-3265
info@chargerboats.com

chargerboats.com

For over 45 years, Charger has built some of the most durable, fishable boats on the water. But we're always looking ahead for new ways to build the best boats for you.

We've added scores of design, performance and comfort features to our new lineup of Charger boats, including all-composite construction, heated seats, infrared night vision with removable camera on bow and more. Best of all, we put that four decades of experience, refinement and innovation into every Charger boat.

Whether you're a seasoned tournament professional or a weekend warrior, we've built a boat that gives you a distinct advantage when you're tearing down the lake, taming a big river, or trolling the banks of a tournament winning cove. You'll feel confidence in your Charger Elite every time you hit rough water, make the quickest run back to weigh-in, or land the first keeper of the day.

Charger Boats. The best just got better.

Put In With The Best.



CHARGER
BOATS



DOMINATION IS IN ITS DNA **ELITE SERIES**

CHARGER ELITE



Underneath the padded front deck 24 individual rod sleeves are home to the hardware that connect you to the fish.



With room on the deck for your 7 foot rods the 198 Elite strikes the perfect balance between size and maneuverability.



BUILDING BOATS FOR OVER 45 YEARS

A STORIED BOAT. BUILT FOR A NEW ERA OF DOMINATION.

The Charger 210 Elite is built for speed and agility. Rocketing out of the hole onto a perfect pad, the 210 Elite will remind you of classic champions of the past, gliding over wakes and rewarding anglers with the smoothest and quickest ride to the biggest fish.

On board the 210 Elite standard features strike the perfect balance between form and function. Cradled into the heated custom driver seat, the handcrafted steering wheel adjusts perfectly into place. The factory Lowrance HDS7 displays all of the right information

including Night Vision capabilities for those early morning take-offs. On the floor, driver and passenger dry boxes exist as ergonomically positioned foot rests. The easy step-up cooler flows up to the spacious, cushioned front deck for a "fatigue free" day of fishing...and winning. When the daytime fun is over the numerous LED lights illuminate the deck and the Loc-R-Bar® with alarm secures your 210 Elite till the next morning when you once again, put in with the best.

SPECIFICATIONS

• LOA:	20'10"	19' 8"
• Beam:	95"	95"
• Approx. Hull Weight:	1900 lbs	1,800 lbs
• Max Person/Capacity:	6/900 lbs	5/650 lbs
• Max Weight Capacity:	1350 lbs	1,300 lbs
• Fuel Capacity:	50 Gallons	50 Gallons
• Livewell Capacity:	40 Gallons	40 Gallons
• Max HP:	300 HP	225 HP
• Approx Front Fishing Deck:	43 sq. ft.	43 sq. ft.
• Approx. Rear Fishing Deck:	24 sq. ft.	24 sq. ft.

FEATURES

- Infrared night-vision camera adds safety for early-morning or late-night fishing.
- Heated seats keep anglers comfortable and limber on long rides.
- Proven pad hull design is fast and stable
- Passenger console adds weather protection for fishing partner.



**210
ELITE**

**198
ELITE**

Your Authorized Bay Charger Dealer:



CHARGER
BOATS
Head Out With The Best.

573-765-3265 • Box 709, Richland, Missouri 65556 • Charger2@jobe.net

Fish our website for more details:

www.chargerboats.com

B A Y C H A R G E R



HEAD OUT WITH THE BEST.

CHARGER
BOATS

BAY CHARGER

COAST TO COAST PERFORMANCE.



Whether you're flyfishing redfish in the flats, trolling for tarpon off the coast or scuba diving on a reef, Bay Charger gets you there...and back. At Charger, making the top bay boats from coast to coast isn't just a job, it's a passion. The same passion you take with you fishing.

The rugged nature of the Bay Charger All-Composite Series tells you it handles big lakes and rough coastal waters, inlets and bays. The sleek, stealthy look and shallow draft tells you it's the perfect boat for stalking fish in the shallows. And, let's not forget speed and efficiency. When you test drive a Bay Charger for the first time, you'll know what we mean.

The Bay Charger RG Series Bay Boat rides as good as it looks. Its Roll Gunnel design has the deck space you need to get the big ones in, and the expanded livewells and fishbox to keep them for the ride home.

When it comes to exclusive features, Bay Charger delivers, so you can get the most out of your day on the water. Add our exclusive Charger "Tunnel Hull" for increased lift (optional on RG Series)...so you can run the shallows with ease. When you're fishing live bait, there's always the problem with keeping them alive. Our patented Pro-Air™ with BaitKeeper Filtration is an option that keeps your bait healthier and alive for long excursions. The Pro-Air™ System keeps fish healthy by using the ice box to cool the water.

From the Chesapeake

Bay to the Gulf of Mexico—the Bay Charger has the one-of-a-kind fishing features and superior hull designs for all your fishing excursions. When you leave the shelter of home waters, head out with the best. Bay Charger.

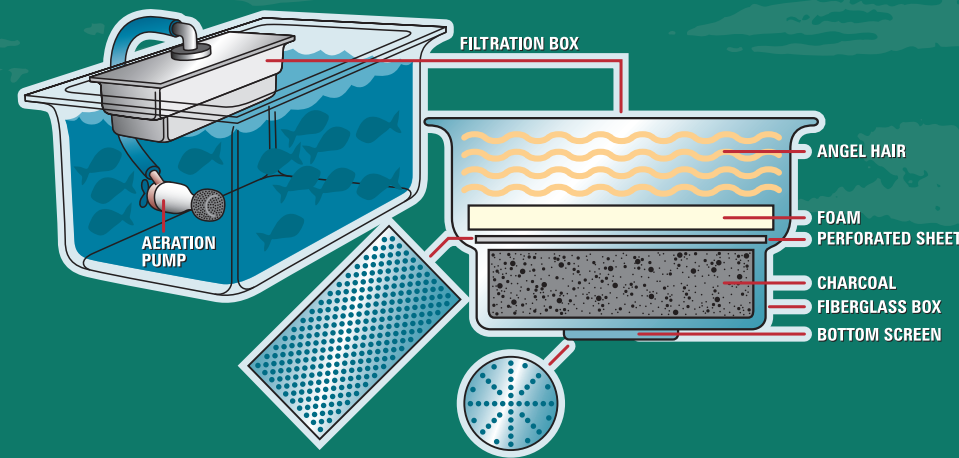
COLORS (optional side stripe on RG Series)



"MotorGuide's Great White Saltwater Series Trolling Motors are built for the extremes of saltwater with the power of an ultimate predator. The built-in "Ivaded" corrosion protection and double-dipped conformal acrylic coating on all electronic boards and components of MotorGuide's Saltwater Series turns seawater to sarsaparilla."



Patented Pro-Air™ with BaitKeeper Filtration (option)



GO FOR THE MAX
MERCURY OPTIMAX

Every Mercury OptiMax features a nondeclining, 2+1 warranty which means a full 3 years of factory-backed protection. And every Mercury engine is backed by the industry's only 3-year corrosion failure warranty for unparalleled corrosion resistance.

BAY CHARGER

All-Composite 2230 Series



FEATURES

- 1 100% composite hull w/Limited Lifetime Warranty*
- 2 Raised front & rear decks
- 3 Anchor storage/Forward storage
- 4 Trim switch and trolling motor plug
- 5 In-floor storage
- 6 Two lockable rod lockers w/rod holder
- 7 Forward fishing seat base
- 8 Steps to front deck
- 9 Foam flotation filled hull
- 10 140 quart insulated fish box
- 11 Full Inter-Liner w/non-skid surface
- 12 Six built-in vertical rod holders
- 13 Optional fish finder
- 14 Fiberglass console with room for your electronics—like a GPS, radio and fish finder
- 15 Self bailing cockpit
- 16 Tilt hydraulic steering
- 17 Built-in 30 gallon baitwell/livewell (optional BaitKeeper Filtration w/patented Pro-Air™)
- 18 90 quart ice chest under flip-flop captain's seat
- 19 Built-in 60 gallon fuel cell
- 20 Two rear fold-down jumpseats
- 21 Aerated Livewell (port side) Insulated storage (starboard side)
- 22 Raw water washdown
- 23 Stainless steel pop-up cleats
- 24 Battery storage
- 25 Gel coat side stripe
- 26 Console leanback cushion

OPTIONAL EQUIPMENT

- BaitKeeper Filtration system
- Patented Pro-Air™ livewell/baitwell cooling system
- Power pedestal with butt seat
- 2-bank pro battery charger
- 3-bank pro battery charger
- Lockable glove box
- Console lean-back cushions
- Fishing chairs (2)
- Custom rear ladder
- SS leaning post w/rod holders and cooler
- Tunnel hull
- Stereo w/speakers
- Hydraulic jack plate
- Polyester cover
- Console cover
- Cooler seat with back rest
- Pre-Rig Mercury®, Johnson®/Evinrude®, Yamaha®, Honda®, Suzuki®
- MotorGuide®, Minn Kota® saltwater trolling motors

SPECIFICATIONS

	223LP	2230L
Overall Length:	22' 3"	22' 3"
Overall Width:	101"	101"
Engine Type:	O/B	O/B
Approx. Weight:	2450 lbs.	2450 lbs.
Max. H.P.:	All V-6's	All V-6's
Max. Capacity:	1150 lbs.	1150 lbs.
Max Persons:	8	8

*See your local Bay Charger dealer for more information on Limited Lifetime Warranty.



FOLD-DOWN JUMPSEATS
Unique rear jumpseats become part of the deck when down, and a comfortable sturdy seat when up.



- 1 **BAITWELL W/BAITKEEPER FILTRATION SYSTEM**
The exclusive BaitKeeper Filtration System uses a unique built-in charcoal filtration system that keeps bait healthy longer.
- 2 **FORWARD FISH BOX**
Forward fish box gives you additional space for those really good days.
- 3 **ROD LOCKER WITH ROD HOLDER**
An expanded rod locker with rod holder lets you carry additional poles rigged and ready for those unexpected opportunities.
- 4 **IN-FLOOR STORAGE**
Forward in-floor storage holds your gear, and then some.

The All-Composite Series Power Package includes boat, aluminum trailer and your choice of saltwater outboards: Mercury®, Johnson®/Evinrude®, Yamaha®, Honda®, Suzuki®, or Bombardier.®



Photos may show optional equipment. Specifications subject to change without notice.

BAY CHARGER
2230

BAY CHARGER 2230L

YAMAHA
When you want the best

BAY CHARGER

RG Series



FEATURES


- 1 Roll Gunnel Design
- 2 Fiberglass Stringer System
- 3 Trolling motor panel with fuse protected wiring system
- 4 Raised front deck
- 5 Anchor storage
- 6 Three stainless steel seat bases
- 7 130 quart insulated fish box
- 8 Forward storage box
- 9 Two rod lockers (option)
- 10 Foam flotation filled hull
- 11 30 gallon aerated livewell
- 12 Gel coated floors
- 13 Six built-in vertical rod holders
- 14 Optional fish finder
- 15 Fiberglass console with room for your electronics—like a GPS, radio and fish finder
- 16 Easy access fuse panel
- 17 Dual rack and pinion steering
- 18 90 quart ice chest under flip-flop captain's seat
- 19 Built-in 40 gallon gas tank
- 20 Stainless steel cleats and handrails
- 21 Aerated livewell w/optional Pro-Air (option on 2000)
- 22 Oil tank storage
- 23 Battery storage (option on 2000)
- 24 Raised rear bay deck (option on 2000)
- 25 Deep splash well
- 26 Custom rear ladder (optional)
- 27 Optional fishing chairs

OPTIONAL EQUIPMENT

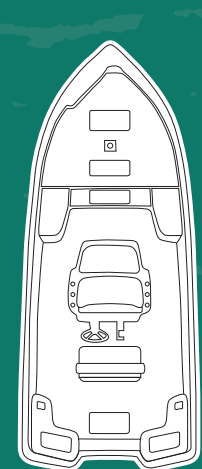
- Patented Pro-Air™ livewell cooling system (Must purchase rear bay deck option for 2000 model)
- Tunnel Hull
- Rear bay deck (2000)
- Power pedestal with butt seat
- Carpet (front and rear decks) with speckled, painted floor
- Snap-in front and rear deck carpeting
- Console lean-back cushions
- Fishing chairs (2)
- 60 gallon gas tank
- Stereo w/speakers
- Glove box
- 2-bank pro battery charger
- 3-bank pro battery charger
- Courtesy lights
- Gel coat hull side stripe
- Hydraulic jack plate
- Custom rear diving ladder (optional)
- Extra seat base
- Saltwater trolling motors
- Rod lockers
- Baitkeeper Filtration System
- Fish finder
- Washdown system
- Hydraulic tilt steering
- Pre-Rig Mercury®, Johnson®, Evinrude®, Yamaha®, Honda®, Suzuki®

SPECIFICATIONS

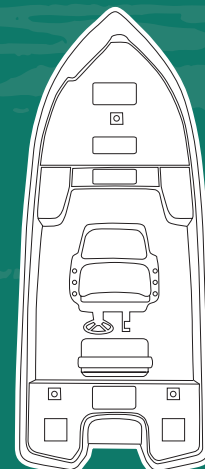
	2200 RG	2000 RG
Overall Length:	22'	20' 3"
Overall Width:	101"	101"
Engine Type:	O/B	O/B
Approx. Weight:	2350 lbs.	2250 lbs.
Max. H.P.:	225 H.P.	200 H.P.
Max. Capacity:	1200 lbs.	1050 lbs.
Max. Persons:	8	6



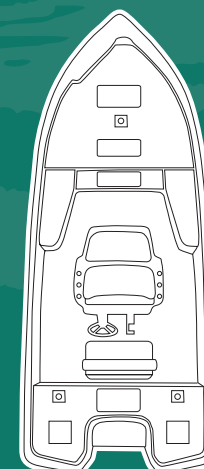
BAY CHARGER
2000 RG



2000 STANDARD




2200 STANDARD



2200 RODLOCKER

RG Series Standard Color



1 CENTER CONSOLE

The fiberglass center console features stainless steel handrails, easy access fuse panel, six vertical rod holders, full instrumentation, and much more.

2 FLIP-FLOP SEAT

Flip-flop captain's seat has built-in 90 quart ice chest. Marine-grade upholstery and stainless steel fixtures take the wear and tear of a saltwater environment for years to come.

3 TUNNEL HULL

The optional "Tunnel Hull" traps air underneath the transom for added lift for running in the shallows.

The RG Series Power Package includes boat, aluminum trailer and your choice of saltwater outboards.



(Boat shown with optional painted trailer)

MERCURY
#1 On The Water

Mercury Saltwater EFI Outboards deliver pure power and reliability and are backed by an industry-leading 3-Year Corrosion Warranty.